

DAS Interface Tray for SMR800 Band

Tel: 201-342-3338

Fax: 201-342-3339

www.cciproducts.com

General Information



CCI's SMR800 Band DAS Interface Trays provides an integrated, convenient,

and single connection point when using multiple base stations with a common DAS system. The unique architecture of the CCI DAS Interface Tray can simultaneously accommodate up to two TX/Rx inputs and two Tx Only inputs from single or multiple base stations. Also provided are extra Rx connections for Rx Only BTS ports or signal monitoring. Integrated leveling controls are provided in both the uplink and downlink path in order to achieve the proper link balance to the DAS system for each base station channel.

Base stations are connected directly to the DAS Interface Tray without the need to attenuate power as the DAS tray provides integrated high power attenuation for each channel with an adjustment range of 30 dB with 1 dB increments. The DAS Tray is a completely passive assembly with no external power requirement thus providing the highest reliability and convenient installation. High rejection, low PIM Duplexer filters are utilized in this design. Available with an optional Duplexed connection to DAS, optional SMA connectors, and optional non-duplexed Input connection from BTS is available.

▶ Model DAST-SMR800

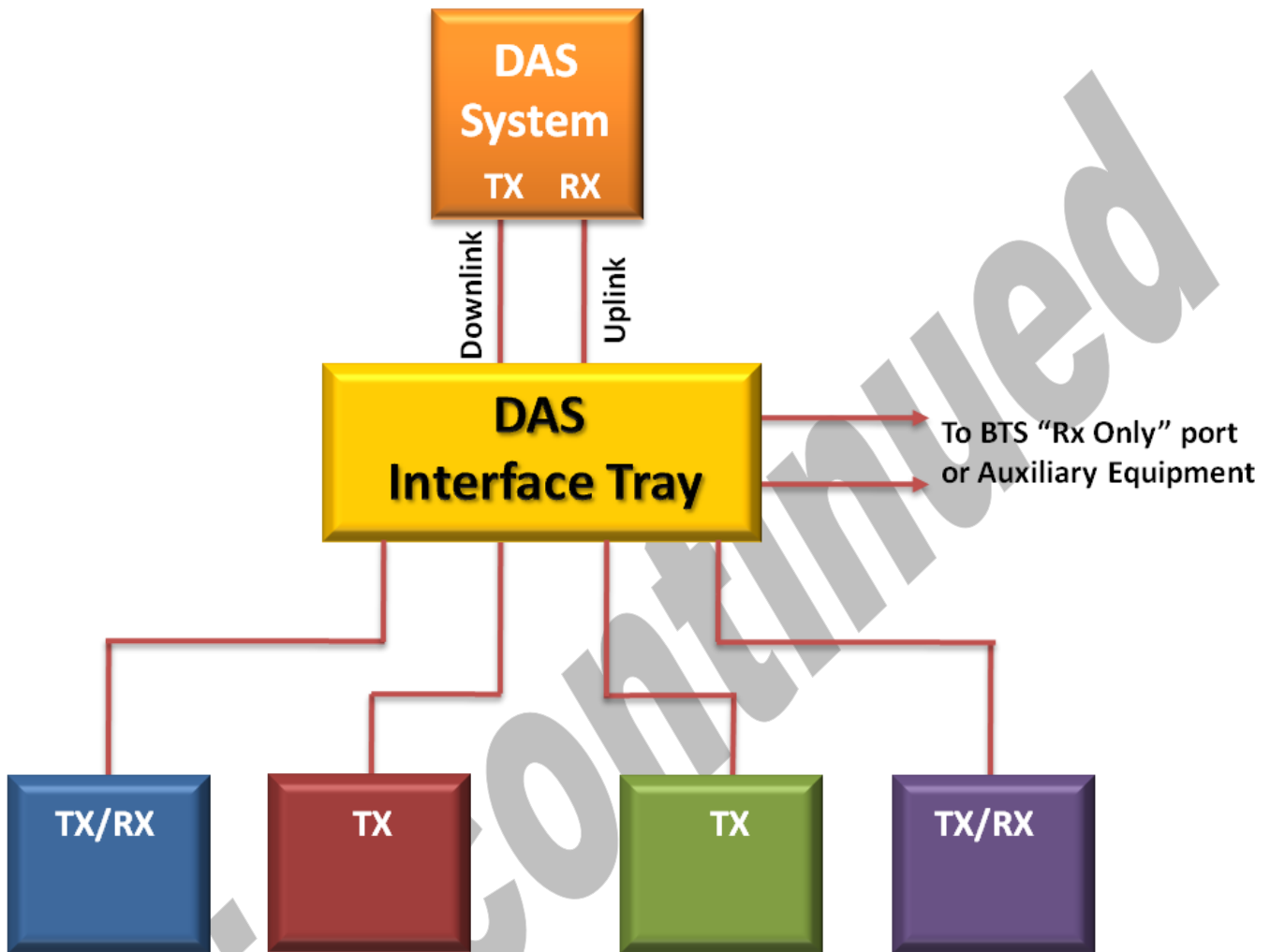
Contents

General Information	1
Simplified Block Diagram	2
Electrical & Mechanical Specifications	3-4
Simplex Detailed Block Diagram	5
Outline Diagram	6
Ordering Information, Options, and Features	6

Key Features:

- ◆ Allows for a common connection point to a DAS system for multiple BTSs, multiple platforms and multiple spectrums.
- ◆ Easy optimization features including separate Uplink and Downlink control
- ◆ Flexible design and configuration options.
- ◆ High Rejection Duplexer Filters
- ◆ Two additional Rx connections provided for Rx Only BTS ports and Uplink Monitoring
- ◆ Allows operator to have easy access to DAS system connections for easy optimization, troubleshooting and maintenance
- ◆ 2U high - 19" Rack Mounted Tray

DAS Tray for SMR800 Simplified Block Diagram with Simplex Connection to DAS



Communication Components Inc.

Tel: 201-342-3338

CCI Proprietary

Fax: 201-342-3339

12/5/2012

Page 2

Revision 1.1

DAS Interface Tray for SMR800 with 20 dB Fixed Attenuator Typical Specifications

Description	Typical Specifications
RF Electrical	
Operating Frequency Range (SMR800)	Rx → 806 - 824 MHz Tx → 851-869 MHz
Return Loss	18 dB Typ. all ports
Insertion Loss	
Transmit Passband	
TX/RX to TX OUT	27 to 57 dB, adjustable in 1 dB steps (20 dB Fixed Att)
TX/RX to TX OUT (Duplexed DAS Connection)	30 to 60 dB, adjustable in 1 dB steps (20 dB Fixed Att)
Receive Passband	
RX IN to TX/RX	7 to 37 dB, adjustable in 1 dB steps
RX IN to RX	7 to 37 dB, adjustable in 1 dB steps
RX IN to TX/RX (Duplexed DAS Connection)	10 to 40 dB, adjustable in 1 dB steps
RX IN to RX (Duplexed DAS Connection)	10 to 40 dB, adjustable in 1 dB steps
Filter Characteristics	
Transmit Isolation	
TX/RX to RX IN	69 dB plus variable attenuator setting
TX/RX to adjacent TX/RX	79 dB
TX/RX to RX	79 dB
Continuous Average Power	60 Watts Max. at TX/RX port
Peak Envelope Power	2KW Max.
Intermodulation Performance	
IMD at ANT port in Rx Band	-118 dBm typical (2 tones at +43 dBm)
Mechanical	
RX IN (from DAS) Connections	RX IN - 1 x QMA-Female
TX OUT (to DAS) Connections	TX OUT - 1 x QMA-Female
RX OUT (to LMU) Connections	RX Output - 2 x QMA-Female
TX/RX IN, TX IN (from BTS) Connections	TX/RX IN - 2 x 7/16 DIN-Female, TX IN - 2 x 7/16 DIN-Female
Mounting	Front Panel; Center Brackets for 19" 2 post rack mntg
Dimensions	3.5" (2U) H x 19" W x 18" D Rack Mount Tray
Weight	30 Pounds
Environmental	
Operating Temperature Range	0° C to +55° C
MTBF	> 500,000 hours

Communication Components Inc.

Tel: 201-342-3338

CCI Proprietary

Fax: 201-342-3339

12/5/2012

Page 3

Revision 1.1

DAS Interface Tray for SMR800 with 6 dB Fixed Attenuator Typical Specifications

Description	Typical Specifications
RF Electrical	
Operating Frequency Range (SMR800)	Rx → 806 - 824 MHz Tx → 851-869 MHz
Return Loss	18 dB Typ. all ports
Insertion Loss	
Transmit Passband	
TX/RX to TX OUT	13 to 43 dB, adjustable in 1 dB steps (6 dB Fixed Att)
TX/RX to TX OUT (Duplexed DAS Connection)	16 to 46 dB, adjustable in 1 dB steps (6 dB Fixed Att)
Receive Passband	
RX IN to TX/RX	7 to 37 dB, adjustable in 1 dB steps
RX IN to RX	7 to 37 dB, adjustable in 1 dB steps
RX IN to TX/RX (Duplexed DAS Connection)	10 to 40 dB, adjustable in 1 dB steps
RX IN to RX (Duplexed DAS Connection)	10 to 40 dB, adjustable in 1 dB steps
Filter Characteristics	
Transmit Isolation	
TX/RX to RX IN	69 dB plus variable attenuator setting
TX/RX to adjacent TX/RX	79 dB
TX/RX to RX	79 dB
Continuous Average Power	60 Watts Max. at TX/RX port
Peak Envelope Power	2KW Max.
Intermodulation Performance	
IMD at ANT port in Rx Band	-118 dBm typical (2 tones at +43 dBm)
Mechanical	
RX IN (from DAS) Connections	RX IN - 1 x QMA-Female
TX OUT (to DAS) Connections	TX OUT - 1 x QMA-Female
RX OUT (to LMU) Connections	RX Output - 2 x QMA-Female
TX/RX IN, TX IN (from BTS) Connections	TX/RX IN - 2 x 7/16 DIN-Female, TX IN - 2 x 7/16 DIN-Female
Mounting	Front Panel; Center Brackets for 19" 2 post rack mntg
Dimensions	3.5" (2U) H x 19" W x 18" D Rack Mount Tray
Weight	30 Pounds
Environmental	
Operating Temperature Range	0° C to +55° C
MTBF	> 500,000 hours

Communication Components Inc.

Tel: 201-342-3338

CCI Proprietary

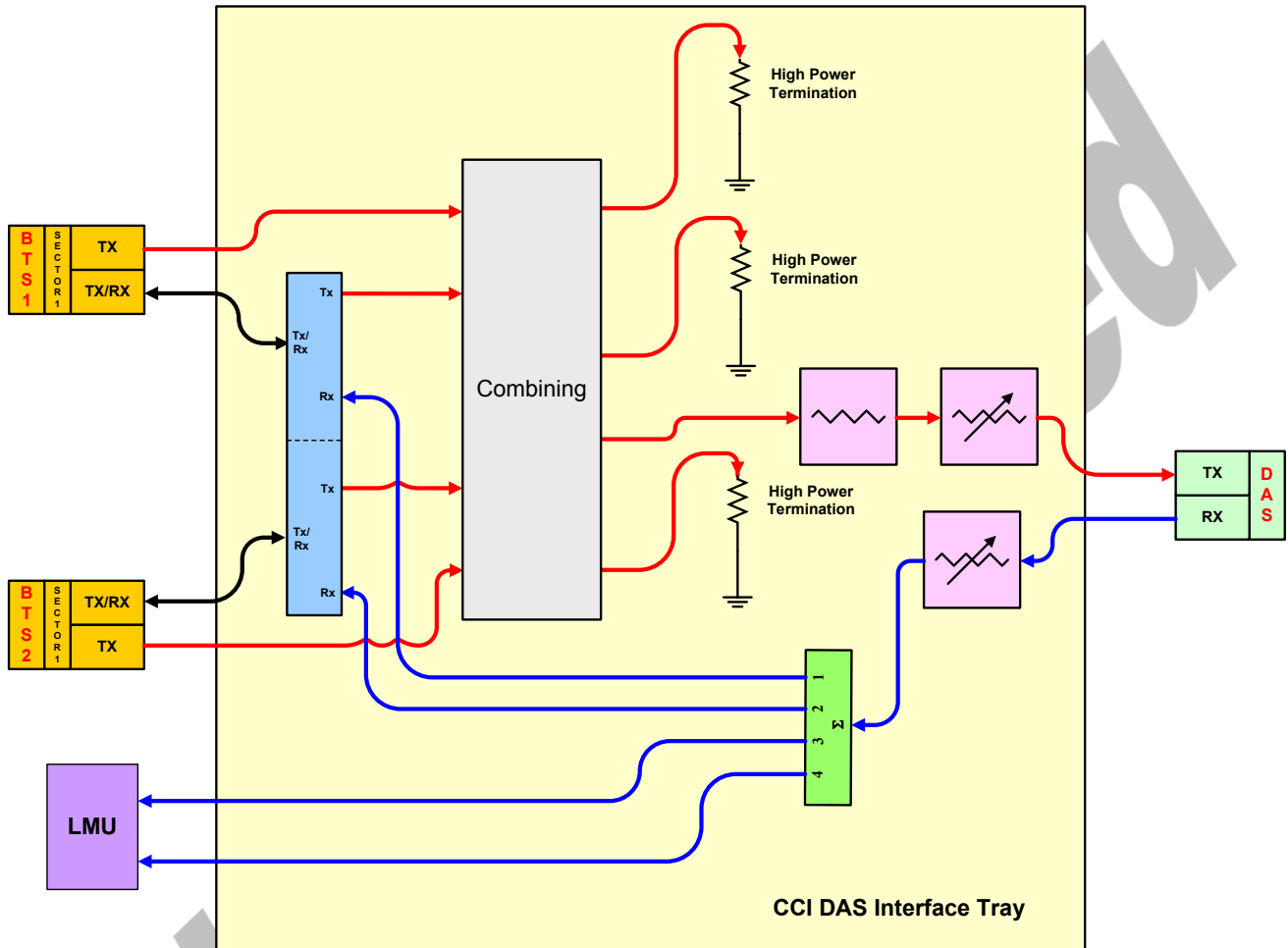
Fax: 201-342-3339

12/5/2012

Page 4

Revision 1.1

DAS Interface Tray for SMR800 (Simplex Connection to DAS) Block Diagram



89 Leuning Street
South Hackensack, NJ 07606

Tel: 201-342-3338
Fax: 201-342-3339
WWW.CCIPRODUCTS.COM

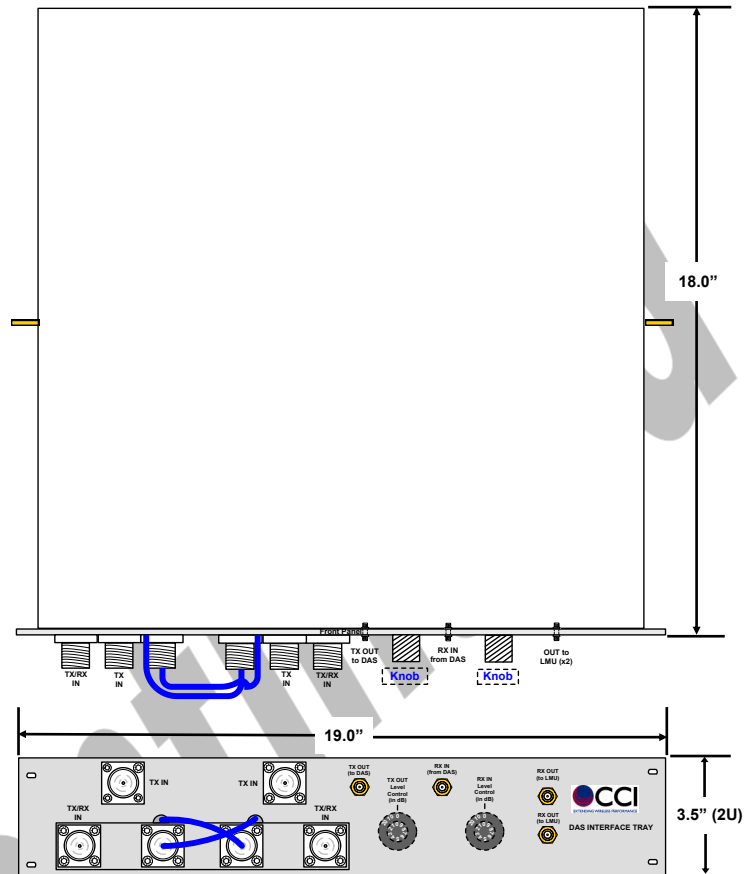
Ordering Information:

- ◆ Model DAST-SMR800
- ◆ Model DAST-SMR800-SM
- ◆ Model DAST-SMR800-6dB
- ◆ Model DAST-SMR800-SM-6dB

Options:

- ◆ -SM "SMA Bulkhead Connectors to/from DAS and LMU (SMA's Replace QMA connectors on Standard Model)"
- ◆ -6dB (6 dB Version)

DAS Interface Tray for SMR800 Outline Drawing



Front Panel Marking & Components will vary depending on Model # Supplied

Features

- ◆ 4 Inputs (2 TX/RX, 2 TX Only)
- ◆ Single DAS Connection
- ◆ Front Panel Gain Adjust
- ◆ LMU Outputs
- ◆ Passive System
- ◆ Optional SMA Connectors available
- ◆ Optional 6 dB Version available (Replaces 20 dB High Power Attenuator with 6 dB Attenuator in Tx path)

All specifications are subject to change. The latest specifications are available at www.cciproducts.com

Communication Components Inc.

Tel: 201-342-3338

CCI Proprietary

Fax: 201-342-3339