


DPA65R-KE8AA

(Type 1 RET Configuration Only)

**Top of antenna
Viewed from rear**

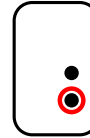


**RET placement
as view from rear
of antenna**

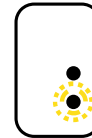
Top of antenna



TOP
1695-2690
Ports 3, 4, 7 & 8
(YTL & YTR)



698-960
Ports 1, 2
(R1)



BOTTOM
1695-2690
Ports 5, 6, 9 & 10
(YBL & YBR)

Array	Ports	Freq (MHz)	Ports controlled by common RET
R1	1, 2	698-960	1, 2
YTL	3, 4	1695-2690	3, 4, 7,8
YTR	7, 8	1695-2690	
YBL	5, 6	1695-2690	5, 6, 9, 10
YBR	9, 10	1695-2690	